


Statement Showing Shareholding Pattern									
Category code	Category of Shareholder	Number of Shareholders	Total number of shares	Number of shares held in dematerialized form	Total shareholding as a percentage of total number of shares			Shares Pledged or otherwise encumbered	
					(IV)	(V)	(VI)	(VII)	(VIII)
(I)	(II)	(III)	(IV)	(V)	(VI)	(VII)	(VIII)	(IX)	(X)
(A)	Shareholding of Promoter and Promoter Group ²								
1	Indian								
(a)	Individuals/ Hindu Undivided Family	6	1918	1918	0.00	0.00	0	0	0.00
(b)	Central Government/ State Government(s)	0	0	0	0.00	0.00	0	0	0.00
(c)	Bodies Corporate	3	18845302	18845302	31.36	31.36	0	0	0.00
(d)	Financial Institutions/ Banks	0	0	0	0.00	0.00	0	0	0.00
(e)	Any Others(Specify)	0	0	0	0.00	0.00	0	0	0.00
(e-i)									
(e-ii)									
	Sub Total(A)(1)	9	18847220	18847220	31.37	31.37	0	0	0.00
2	Foreign								
a	Individuals (Non-Residents Individuals/ Foreign Individuals)	0	0	0	0.00	0.00	0	0	0.00
b	Bodies Corporate	0	0	0	0.00	0.00	0	0	0.00
c	Institutions	0	0	0	0.00	0.00	0	0	0.00
d	Qualified Foreign Investor	0	0	0	0.00	0.00	0	0	0.00
e	Any Others(Specify)	0	0	0	0.00	0.00	0	0	0.00
e-i									
	Sub Total(A)(2)	0	0	0	0	0	0	0	0.00
	Total Shareholding of Promoter and Promoter Group (A) = (A)(1)+(A)(2)	9	18847220	18847220	31.37	31.37	0.00	0.00	0.00
(B)	Public shareholding								
1	Institutions								
(a)	Mutual Funds/ UTI	56	9510973	9509345	15.83	15.83			
(b)	Financial Institutions/ Banks	13	68829	68043	0.11	0.11			
(c)	Central Government/ State Government(s)	2	1075	1075	0.00	0.00			
(d)	Venture Capital Funds	0	0	0	0.00	0.00			

For NIIT Technologies Ltd.
 Company Secretary & Legal Head

(e)	Insurance Companies	3	778566	778566	778566	1.30	1.30	
(f)	Foreign Institutional Investors	105	16277960	16272994	16272994	27.09	27.09	
(g)	Foreign Venture Capital Investors	0	0	0	0	0.00	0.00	
(h)	Qualified Foreign Investor	0	0	0	0	0.00	0.00	
(i)	Any Other (specify)	0	0	0	0	0.00	0.00	
(i-i)						0.00	0.00	
	Sub-Total (B)(1)	179	26637403	26630023	26630023	44.33	44.33	
B 2	Non-institutions							
(a)	Bodies Corporate	1165	5152019	5146319	5146319	8.57	8.57	
(b)	Individuals							
	Individuals - i. Individual shareholders holding nominal share capital up to Rs 1 lakh	49406	6944820	6628513	6628513	11.56	11.56	
I	ii. Individual shareholders holding nominal share capital	62	1987574	1987574	1987574	3.31	3.31	
(c)	Qualified Foreign Investor	0	0	0	0	0.00	0.00	
(d)	Any Other (specify)	0	0	0	0	0.00	0.00	
(d-i)	Non-Resident Individuals	847	478857	460713	460713	0.80	0.80	
(d-ii)	Foreign Individual	3	35750	22550	22550	0.06	0.06	
(d-iii)	Trust	3	585	585	585	0.00	0.00	
	Sub-Total (B)(2)	51486	14599605	14246254	14246254	24.30	24.30	
(B)	Total Public Shareholding (B)= (B)(1)+(B)(2)	51665	41237008	40876277	40876277	68.63	68.63	
	TOTAL (A)+(B)	51674	60084228	59723497	59723497	100.00	100.00	
(C)	Shares held by Custodians and against which Depository Receipts have been issued							
1	Promoter and Promoter Group	0	0	0	0	0.00	0.00	0.00
2	Public	0	0	0	0	0.00	0.00	0.00
	Sub-Total (C)	0	0	0	0	0.00	0.00	0.00
	GRAND TOTAL (A)+(B)+(C)	51674	60084228	59723497	59723497	100.00	100.00	0.00



 Chartered Accountant & Legal Help
 NIIT Technologies Ltd.

(I)(b) Statement showing holding of securities (including shares, warrants, convertible securities) of persons belonging to the category "Promoter and Promoter Group"

Sr. No.	Name of the shareholder	Details of Shares held			Encumbered shares (*)			Details of warrants		Details of convertible securities		Total shares (including underlying shares assuming full conversion of warrants and convertible securities) as a % of diluted share capital
		Number of shares held	As a % of grand total (A)+(B)+(C)		No.	As a percentage (V)/(VI)+(VII)*100	Number of warrants held	As a % of total number of warrants of the same class	Number of convertible securities held	As a % of total number of convertible securities of the same class		
			(III)	(IV)							(V)	
1	RAJENDRA SINGH PAWAR & NEETI PAWAR	100	0.00	0	0.00	0	0.00	0	0.00	0	0.00	(XII)
2	NEETI PAWAR & RAJENDRA SINGH PAWAR	100	0.00	0	0.00	0	0.00	0	0.00	0	0.00	0.00
3	R.S.PAWAR HUF	759	0.00	0	0.00	0	0.00	0	0.00	0	0.00	0.00
4	VIJAY KUMAR THADANI & RENUKA VIJAY THADANI	100	0.00	0	0.00	0	0.00	0	0.00	0	0.00	0.00
5	RENUKA VIJAY THADANI & VIJAY KUMAR THADANI	100	0.00	0	0.00	0	0.00	0	0.00	0	0.00	0.00
6	V.K.THADANI HUF	759	0.00	0	0.00	0	0.00	0	0.00	0	0.00	0.00
7	PACE SERVICES LIMITED	2175911	3.62	0	0.00	0	0.00	0	0.00	0	0.00	0.00
8	GLOBAL SOLUTIONS PRIVATE LIMITED	2175911	3.62	0	0.00	0	0.00	0	0.00	0	0.00	3.62
9	SCANTECH EVALUATION SERVICES LIMITED	14493480	24.12	0	0.00	0	0.00	0	0.00	0	0.00	3.62
												24.12
	TOTAL	18847220	31.37	0	0.00	0	0.00	0	0.00	0	0.00	31.37

(*) The term "encumbrance" has the same meaning as assigned to it in regulation 28(3) of the SAST Regulations, 2011


For NIIT Technologies Ltd.


Company Secretary & Legal Head

(II)(b) Statement showing holding of Depository Receipts (DRs), where underlying shares held by "promoter/promoter group" are in excess of 1% of the total number of shares

Sr. No.	Name of the DR Holder	Type of outstanding DR (ADRs, GDRs, SDRs, etc.)	Number of shares underlying outstanding DRs	Shares underlying outstanding DRs as a percentage of total number of shares (i.e., Grand Total (A)+(B)+(C) indicated in Statement at para (I)(a) above)
1	NA	NA	0	0.00
2				0.00
3				0.00
4				0.00
5				0.00
6				0.00
7				0.00
8				0.00
9				0.00
TOTAL			0	0.00

For NIIT Technologies Ltd.


Company Secretary & Legal Head

Introductory sub-table (I)(a)


Name of the Company: NIIT Technologies Ltd			
Scrip Code, Name of the scrip, class of security: NIITTECH, NIIT Technologies Ltd, Equity Shares			
Quarter ended: September 2012			
Partly paid-up shares:-	No. of partly paid-up shares	As a % of total no. of partly paid-up shares	As a % of total no. of shares of the company
Held by promoter/promoter group	0	0.00	0.00
Held by public	0	0.00	0.00
Total	0	0.00	0.00
As a % of total no. of shares of the company, assuming full conversion of the convertible securities			
Outstanding convertible securities:- No. of outstanding securities			
Held by promoter/promoter group	0	0.00	0.00
Held by public	0	0.00	0.00
Total	0	0.00	0.00
As a % of total no. of shares of the company, assuming full conversion of warrants			
Warrants:-			
Held by promoter/promoter group	0.00	0.00	0.00
Held by public	0	0.00	0.00
Total	0.00	0.00	0.00
Total paid-up capital of the company, assuming full conversion of warrants and convertible securities		60,084,228	60,084,228

For NIIT Technologies Ltd.


Company Secretary & Legal Head

(D)(c)(i) Statement showing holding of securities (including shares, warrants, convertible securities) of persons belonging to the category "Public" and holding more than 1% of the total number of shares

Sr. No.	Name of the shareholder	Number of shares held	Shares as a percentage of total number of shares (i.e., Grand Total (A)+(B)+(C) Statement at para (I)(a) above)	Details of warrants		Details of convertible securities		Total shares (including shares assuming full conversion of warrants and convertible securities) as a % of diluted share capital
				Number of warrants held	As a % total number of warrants of the same class	Number of convertible securities held	% w.r.t total number of convertible securities of the same class	
1	FIDELITY MANAGEMENT AND RESEARCH COMPANY A/C FIDELITY ADVISOR SERIES I FIDELITY ADVISOR SMALL CAP FUND	3,779,405	6.29	0	0	0	0	6.29
2	BLACKROCK INDIA EQUITIES FUND (MAURITIUS) LIMITED	2,281,496	3.80	0	0	0	0	3.80
3	HDFC TRUSTEE COMPANY LTD - A/C HDFC MID - CAP OPPORTUNITIES FUND	1,909,111	3.18	0	0	0	0	3.18
4	FIDELITY PURITAN TRUST-FIDELITY LOW-PRICED STOCK FUND	1,600,000	2.66	0	0	0	0	2.66
5	AKM SYSTEMS PVT LTD	1,112,674	1.85	0	0	0	0	1.85
6	UTI-DIVIDEND YIELD FUND	1,110,000	1.85	0	0	0	0	1.85
7	Max Life Insurance Company Limited A/c - ULIF00125/06/04LIFEGROWTH104 - Growth Fund	792,860	1.32	0	0	0	0	1.32
8	MORGAN STANLEY ASIA (SINGAPORE) PTE.	789,186	1.31	0	0	0	0	1.31
9	Max Life Insurance Company Limited A/c - ULIF01108/02/07LIFEGROWSUP104 - Growth Super Fund	713,929	1.19	0	0	0	0	1.19
10	LIFE INSURANCE CORPORATION OF INDIA	696,211	1.16	0	0	0	0	1.16
11	EDGBASTON ASIAN EQUITY TRUST	646,736	1.08	0	0	0	0	1.08
12	BIRLA SUN LIFE TRUSTEE COMPANY PRIVATE LIMITED A/C BIRLA SUN LIFE MIDCAP FUND	633,064	1.05	0	0	0	0	1.05
TOTAL		16,064,672	26.74	0	0	0	0	26.74

For NIIT Technologies Ltd.

 Company Secretary & Legal Head

