


(I) (a) Statement showing Shareholding Pattern

Name of the Company: NIIT Technologies Limited			
Address - Registered Office: B-234, Okhla Phase-1, New Delhi - 110 020			
Scrip Code: NIITTECH	Name of the Scrip- NIIT Technologies Ltd-Equity Shares		
Quarter ended:	31-Dec-2011		Class of Security - Equity Shares F. V. Rs. 10/- each

	Partly paid up shares:-	No. of partly paid-up shares	As a % of total no. of partly paid-up shares	As a % of total no. of partly paid-up shares of the company
i	Held by promoter/promoter group	NA		
ii	Held by public	NA		
	Total	NA		
	Outstanding convertible securities:-	No. of outstanding securities	As a % of total no. of outstanding convertible securities	As a % of total no. of shares of the company, assuming full conversion of the convertible securities
i	Held by promoter/promoter group	NA		
ii	Held by public	NA		
	Total	NA		
	Warrants:-	No. of warrants	As a % of total no. of warrants	As a % of total no. of shares of the company, assuming full conversion of warrants
i	Held by promoter/promoter group	NA		
ii	Held by public	NA		
	Total	NA		
		No. of shares	Amount in Rs.	
	Total paid-up capital of the company, assuming full conversion of warrants and convertible securities	59,433,329	594,333,290	

For NIIT Technologies Ltd.


Onkarnath Banerjee
Company Secretary & Legal Head

(I) (a) Statement showing Shareholding Pattern

Quarter ended:		31-Dec-11	Class of Security - Equity Shares			Shares Pledged or otherwise encumbered		
Category code	Category of Shareholder	Number of shareholders	Total number of shares	Number of shares held in dematerialised form	Total shareholding as a % of total number of shares		Number of shares	As a percentage
(I)	(II)	(III)	(IV)	(V)	As a percentage of (A+B) (VI)	As a percentage of (A+B+C) (VII)	(VIII)	(IX)=(VIII)/(IV)*100
(A)	Shareholding of Promoter and Promoter Group							
(1)	Indian							
(a)	Individuals/Hindu undivided Family	6	1,928,885	1,928,885	3.25	3.25	-	-
(b)	Central Government/State Government(s)							
(c)	Bodies Corporate							
(d)	Financial Institutions/ Banks	4	21,354,595	21,354,595	35.93	35.93	-	-
(e)	Any Other (specify)							
	Sub-Total (A)(1)	10	23,283,480	23,283,480	39.18	39.18	-	-
(2)	Foreign							
(a)	Individuals(Non-Resident Individuals/Foreign Individuals)							
(b)	Bodies Corporate							
(c)	Institutions							
(d)	Any Other(specify)							
	Sub-Total (A)(2)							
	Total Shareholding of Promoter and Promoter Group (A) =(A)(1) +(A)(2)	10	23,283,480	23,283,480	39.18	39.18	-	-
(B)	Public Shareholding							
(1)	Institutions						NA	NA
(a)	Mutual Funds/UTI							
(b)	Financial Institutions/Banks	37	6,477,355	6,475,727	10.90	10.90		
(c)	Central Government/State Government(s)	12	64,637	63,963	0.11	0.11		
(d)	Venture Capital Funds	1	75	75	0.00	0.00		
(e)	Insurance Companies							
(f)	Foreign Institutional Investors	5	833,183	833,183	1.40	1.40		
(g)	Foreign Venture Capital Investors	93	13,962,158	13,957,192	23.49	23.49		
	Sub Total (B)(1)	148	21,337,408	21,330,140	35.90	35.90	NA	NA
(2)	Non-Institutions						NA	NA
(a)	Bodies Corporate	1,122	3,871,828	3,865,257	6.51	6.51	NA	NA
(b)	Individuals-							
i)	Individual shareholders holding nominal share capital upto Rs.1 Lakh	54,590	7,910,662	7,575,544	13.31	13.31		
ii)	Individual shareholders holding nominal share capital in excess of Rs.1 Lakh	77	2,443,821	2,401,737	4.11	4.11		
(c)	Any Other (specify)-							
(i)	Trusts	3	1,506	1,506	0.00	0.00		
(ii)	Non-Resident Individuals	928	554,874	526,480	0.93	0.93		
(iii)	Foreign Individual							
(iv)	Overseas Corporate Bodies	3	29,750	22,550	0.05	0.05		
	Sub-Total (B)(2)	56,723	14,812,441	14,393,074	24.92	24.92		
	Total Public Shareholding (B)=(B)(1)+(B)(2)	56,871	36,149,849	35,723,214	60.82	60.82		
	TOTAL (A)+(B)	56,881	59,433,329	59,006,694	100.00	100.00		
(C)	Shares held by Custodians and against which Depository Receipts have been issued							
1	Promoter and Promoter Group							
2	Public							
	Grand Total (A)+(B)+(C)	56,881	59,433,329	59,006,694	100.00	100.00		

Note: The pledge on 14,493,390 equity shares held by Scantech Evaluation Services Limited has been released on December 9, 2011

For NIIT Technologies Limited


Onkarnath Banerjee
Company Secretary & Legal Head

(l)(b) Statement showing holding of Securities (including shares, warrants, convertible securities) of persons belonging to the category "Promoter and Promoter Group"

Quarter ended:		31-Dec-11									
Sr. No.	Name of the Shareholder	Details of shares held		Encumbered shares			Details of warrants		Details of convertible securities		Total shares (including underlying shares assuming full conversion of warrants and convertible securities) as a % of diluted share capital
		No. of Shares held	As a % of grand total (A)+(B)+(C)	No. of Shares	As a percentage (VI)=(V)/(III)*100	As a % of grand total (A)+(B)+(C) of sub-clause (l)(a)	No. of warrants held	As a % total number of warrants of the same class	No. of convertible securities held	As a % total number of convertible securities of the same class	
(I)	(II)	(III)	(IV)	(V)	(VI)	(VII)	(VIII)	(IX)	(X)	(XI)	(XII)
A1(a) Indian Individuals/HUFs & Relatives											
1	R. S. PAWAR & NEETI PAWAR	604,390	1.02	0.00	0.00	0.00	-	-	-	-	1.02
2	R. S. PAWAR KARTA	759	0.00	0.00	0.00	0.00	-	-	-	-	0.00
3	NEETI PAWAR & RAJENDRA S PAWAR	858,022	1.44	0.00	0.00	0.00	-	-	-	-	1.44
4	VIJAY KUMAR THADANI & RENUKA VIJAY THADANI	110,274	0.19	0.00	0.00	0.00	-	-	-	-	0.19
5	RENUKA VIJAY THADANI & VIJAY KUMAR THADANI	354,681	0.60	0.00	0.00	0.00	-	-	-	-	0.60
6	V. K. THADANI KARTA	759	0.00	0.00	0.00	0.00	-	-	-	-	0.00
	SUB TOTAL	1,928,885	3.25	0.00	0.00	0.00	-	-	-	-	3.25
A1(c) Indian Corporate Bodies/ Trusts/ Partnerships											
1	SCANTECH EVALUATION SERVICES LTD	14,493,480	24.39	0.00	0.00	0.00	-	-	-	-	24.39
2	PACE SERVICES LTD.	2,931,829	4.93	0.00	0.00	0.00	-	-	-	-	4.93
3	GLOBAL SOLUTIONS PRIVATE LIMITED	1,068,375	1.80	0.00	0.00	0.00	-	-	-	-	1.80
4	GLOBAL SOLUTIONS PRIVATE LIMITED	2,860,911	4.81	0.00	0.00	0.00	-	-	-	-	4.81
	SUB TOTAL	21,354,595	35.93	0.00	0.00	0.00	-	-	-	-	35.93
	GRAND TOTAL OF A(1)	23,283,480	39.18	0.00	0.00	0.00	-	-	-	-	39.18

Note: The pledge on 14,493,390 equity shares held by Scantech Evaluation Services Limited has been released on December 9, 2011

For NIIT Technologies Limited


Onkarnath Banerjee
Company Secretary & Legal Head

Page 3 of 5

(I)(c)(i) Statement showing holding of Securities (including shares, warrants, convertible securities) of persons belonging to the category "Public and holding more than 1% of the total number of shares"

Sl.No.	Quarter ended: Name of the Shareholder	31-Dec-11		Details of warrants		Details of convertible securities		Total shares (including underlying shares assuming full conversion of warrants and convertible securities) as a % of diluted share capital
		Number of Shares held	Shares as a percentage of total No. of shares (i.e. Grand Total (A)+(B)+(C) indicated in Statement at para (I)(a) above)	No. of warrants held	As a % total number of warrants of the same class	No. of convertible securities held	As a % total number of convertible securities of the same class	
1	Fidelity Management And Research Company A/c Fidelity Advisor Series 1 Fidelity Advisor Small Cap Fund	3,717,882	6.26	-	-	-	-	6.26
2	Blackrock India Equity Fund (Mauritius) Limited	2,472,936	4.16	-	-	-	-	4.16
3	Morgan Stanley Mauritius Company Limited	1,264,647	2.16	-	-	-	-	2.16
4	HDFC Trustee Company Ltd.-A/C HDFC Mid -Cap Opportunities Fund	1,500,000	2.52	-	-	-	-	2.52
5	AKM Systems Pvt Ltd.	1,246,644	2.10	-	-	-	-	2.10
6	UTI -Dividend Yield Fund	1,110,000	1.87	-	-	-	-	1.87
7	Life Insurance Corporation of India	696,211	1.17	-	-	-	-	1.17
	Total	12,028,320	20.24					20.24

(I)(c)(ii) Statement showing holding of Securities (including shares, warrants, convertible securities) of persons (together with PAC) belonging to the category "Public and holding more than 5% of the total number of shares of the Company"

Sl.No.	Name(s) of the Shareholder(s) and the persons Acting in Concert (PAC) with them	Number of Shares held	Shares as a percentage of total No. of shares (i.e. Grand Total (A)+(B)+(C) indicated in Statement at para (I)(a) above)	Details of warrants		Details of convertible securities		Total shares (including underlying shares assuming full conversion of warrants and convertible securities) as a % of diluted share capital
				No. of warrants held	As a % total number of warrants of the same class	No. of convertible securities held	As a % total number of convertible securities of the same class	
1	Fidelity Management And Research Company A/c Fidelity Advisor Series 1 Fidelity Advisor Small Cap Fund	3,717,882	6.26	-	-	-	-	6.26
	Total	3,717,882	6.26					6.26

(1)(d) Statement showing details of locked-in shares

Sl.No.	Name of Shareholder	Category of Shareholders (Promoters/Public)	Number of locked-in Shares of shares (i.e. Grand Total (A)+(B)+(C) indicated in Statement at para(1) (a) above)	Locked-in shares as a percentage of total number
1	NA	NA	NA	-
2	NA	NA	NA	-
	TOTAL		NIL	-

(II)(a) Statement showing details of Depository Receipts (DRs)

Sl. No.	Type of outstanding DR (ADRs, GDRs, SDR etc.)	Number of outstanding DRs	Number of shares underlying outstanding DRs	Shares underlying outstanding DRs as a percentage of total number of shares (i.e. Grand Total (A)+(B)+(C) indicated in Statement at para (I)(a) above)
1	NA	NA	NA	-
2	NA	NA	NA	-
	TOTAL	NIL		-

(II)(b) Statement showing Holding of Depository Receipts (DRs), where underlying shares held by 'promoter/promoter group' are in excess of 1% of the total number of shares

Sl.No.	Name of the DR Holder	Type of outstanding DR (ADRs,GDRs, SDRs) etc.	Number of shares underlying outstanding DRs	Shares underlying outstanding DRs as a percentage of total number of shares (i.e. Grand Total (A)+(B)+(C) indicated in statemnet at para (I)(a) above)
1	NA	NA	NA	-
2	NA	NA	NA	-
	TOTAL	NIL		-

For NIIT Technologies Limited


Onkarnath Dasgupta
Company Secretary & Legal Head

(III)(a) Statement showing the voting pattern of shareholders, if more than one class of shares/securities is issued by the issuer(Company) *

Description of voting rights for each class of security:		Not applicable					
Quarter ended:		31-Dec-11					
Category	Category of shareholder/s	Number of voting Rights held in each class of securities			Total Voting Rights (III+IV+V)	Total Voting Rights i.e.(VI)	
(I)	(II)	(III) Class	(IV) Class	(V) Class	(VI)	(VII) As a % age of (A+B)	(VIII) As a % age of (A+B+C)
A							
B							
C		NOT APPLICABLE					
TOTAL							

* the company has issued only one class of shares as such above statement is not applicable

For NIIT Technologies Limited


Onkarnath Banerjee
Company Secretary & Legal Head

Page 5 of 5